

REVISION

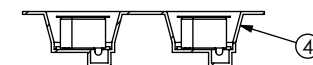
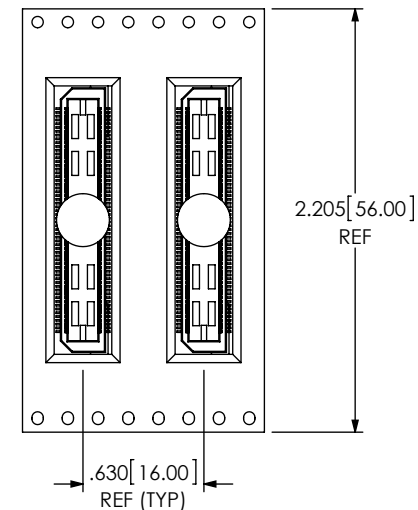
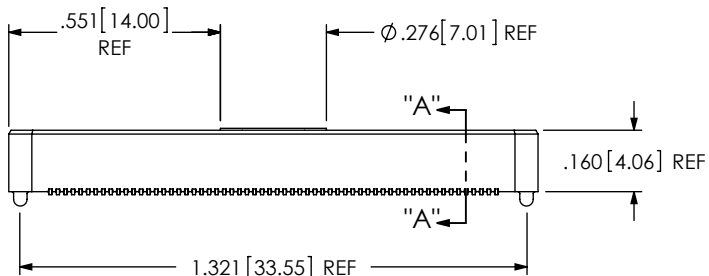
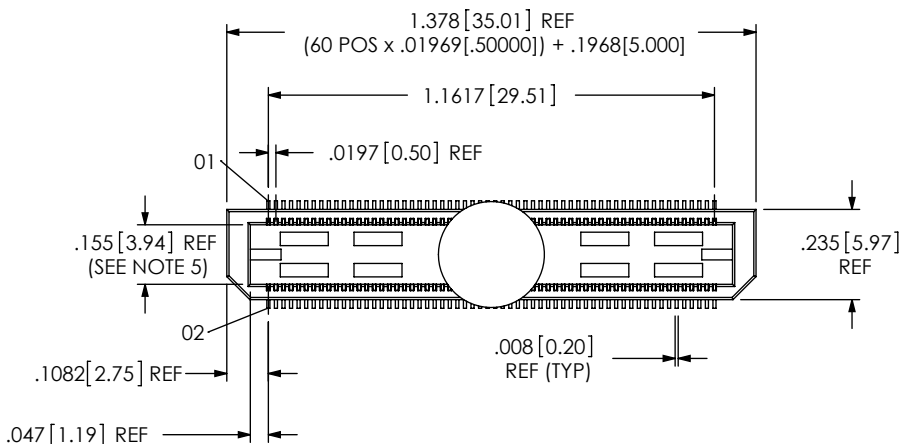
A	TP	A HOFMANN
12/3/2013	ECN-216933	
RELEASE FOR PRODUCTION		

NOTES:

1. SET UP FOR TRACEABILITY.
2. $\langle CX-XX \rangle$ REPRESENTS A CRITICAL DIMENSION.
3. MAXIMUM VARIANCE: .002[0.05]
4. MINIMUM PUSHOUT FORCE: 6 OZ.
5. PIN CAN EXTEND PAST THE WALL: .003[0.08]
6. PARTS TO BE PACKAGED IN TAPE & REEL.

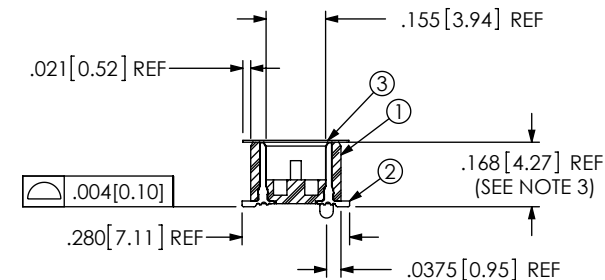
BY SIGNING THIS DOCUMENT YOU ARE ACCEPTING THE CONDITIONS SET WITHIN. YOUR REQUIREMENTS MUST BE LISTED WITHIN THIS DRAWING. WHERE NO DIRECTION FROM THE CUSTOMER IS IDENTIFIED SAMTEC'S PROCESS REQUIREMENTS WILL BE USED.

DATE: _____
 COMPANY: _____
 CUSTOMER SIGNATURE: _____
 PRINTED NAME: _____
 PHONE NO: _____
 EXCEPTIONS: _____



USER DIRECTION OF UNREELING →
 POCKET NOT DETAILED

PACKAGING VIEW



SECTION "A"-"A"

ITEM NO.	PART NUMBER	QUANTITY	MATERIAL
1	BTH-60-01-D-A	1.0000	VECTRA E130i, COLOR: BLACK
2	T-1S39-01-L	180.00	PHOS BRONZE, 510 SPRING TEMPER
3	K-DOT-.276-.375-.005	1.0000	POLYIMIDE FILM
4	CT-BTH004MS	1.0000	CONDUCTIVE POLYMER

UNLESS OTHERWISE SPECIFIED, DIMENSIONS ARE IN INCHES.
 TOLERANCES ARE:
 DECIMALS ANGLES
 .XX: ±.01 [.3] 2°
 .XXX: ±.005 [.13]
 .XXXX: ±.0020 [.051]

PROPRIETARY NOTE
 THIS DOCUMENT CONTAINS INFORMATION CONFIDENTIAL AND PROPRIETARY TO SAMTEC, INC. AND SHALL NOT BE REPRODUCED OR TRANSFERRED TO OTHER DOCUMENTS OR DISCLOSED TO OTHERS OR USED FOR ANY PURPOSE OTHER THAN THAT WHICH IT WAS OBTAINED WITHOUT THE EXPRESSED WRITTEN CONSENT OF SAMTEC, INC.



520 PARK EAST BLVD, NEW ALBANY, IN 47150
 PHONE: 812-944-6733 FAX: 812-948-5047
 e-Mail: info@SAMTEC.com code 53322

DO NOT SCALE DRAWING SHEET SCALE: 2:1
 PLATING:
 CONTACT AREA: .000010 GOLD OVER .000050 NICKEL
 REMAINDER: .000200 REF TIN OVER .000050 NICKEL

DESCRIPTION:
 MODIFIED .5MM DOUBLE ROW TERMINAL ASM
 DWG. NO.
REF-177862-03
 BY: TIM P. 12/03/2013 SHEET 1 OF 1