

# REVISION

TABLE 1	
-XX	PACKAGING
-01	TRAY
-02	TAPE & REEL
-03	TAPE & REEL

**NOTES:**

1. SET UP AS REF FOR TRACEABILITY. PAD ON -03 NOT AVAILABLE AS STANDARD.
2.  $\text{\textcircled{C}}$  REPRESENTS A CRITICAL DIMENSION.
3. MAXIMUM BURR ALLOWANCE: .0015[0.038]
4. MINIMUM PUSHOUT FORCE: 6 OZ.
5. MAXIMUM ALLOWABLE BOW: .002[0.05] INCH/INCH AFTER ASSEMBLY.
6. MAXIMUM VARIENCE OF: .002[0.05].
7. AVAILABLE ON -01 ONLY.
8. AVAILABLE ON -02 & -03 ONLY.
9. AVAILABLE ON -03 ONLY.
10. SEE TABLE 1 FOR PACKAGING.

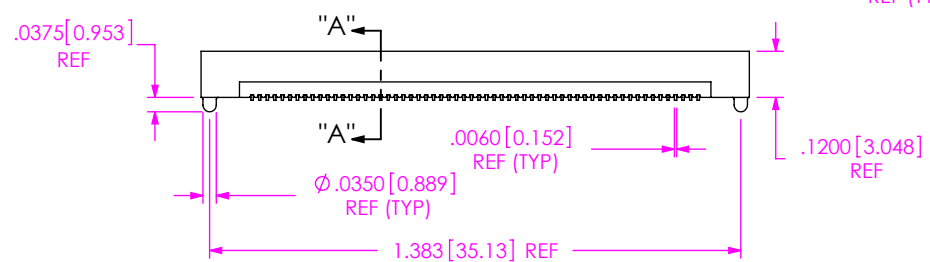
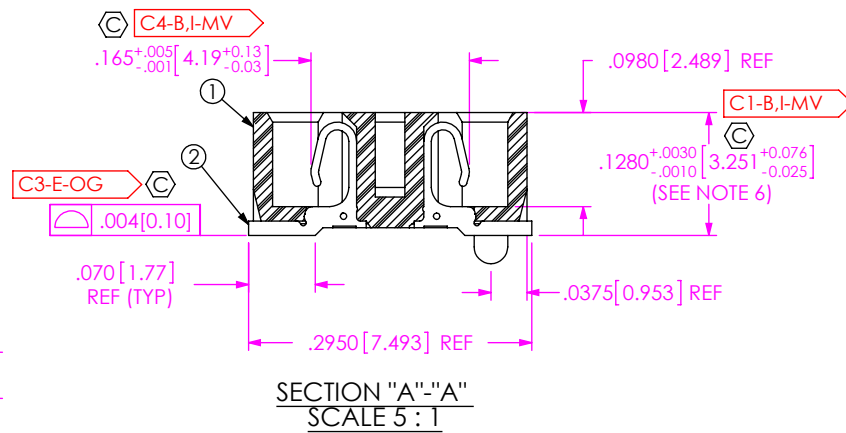
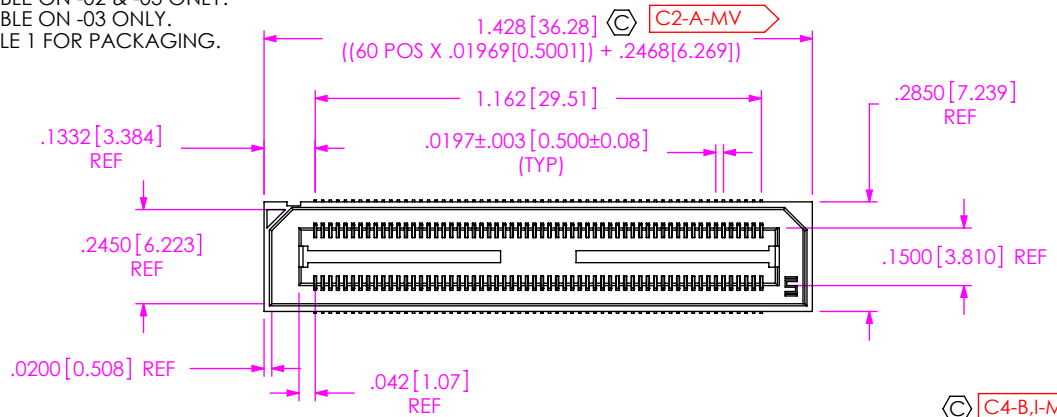


FIG 1  
REF-177857-017-02 SHOWN

BY SIGNING THIS DOCUMENT YOU ARE ACCEPTING THE CONDITIONS SET WITHIN. YOUR REQUIREMENTS MUST BE LISTED WITHIN THIS DRAWING. WHERE NO DIRECTION FROM THE CUSTOMER IS IDENTIFIED SAMTEC'S PROCESS REQUIREMENTS WILL BE USED.

DATE: \_\_\_\_\_  
 COMPANY: \_\_\_\_\_  
 CUSTOMER SIGNATURE: \_\_\_\_\_  
 PRINTED NAME: \_\_\_\_\_  
 PHONE NO: \_\_\_\_\_  
 EXCEPTIONS: \_\_\_\_\_

ITEM NO.	PART NUMBER	QUANTITY	MATERIAL
1	BSH-060-01-D-A	1.0000	VECTRA E130i, COLOR: BLACK
2	C-126-21-L	120.00	PHOS BRONZE, 510 SPRING TEMPER
3	<b>K-850-650</b>	.50000	POLYIMIDE FILM
4	CT-BSH001MS	.00200	CONDUCTIVE POLYMER
5	TY-BSH003-60-01	.01367	ANTI-STATIC BLACK HIPS

(SEE NOTE 9)  
(SEE NOTE 8)  
(SEE NOTE 7)

UNLESS OTHERWISE SPECIFIED, DIMENSIONS ARE IN INCHES. TOLERANCES ARE:  
 DECIMALS ANGLES  
 .XX:  $\pm .01 [ .3]$  2°  
 .XXX:  $\pm .005 [ .13]$   
 .XXXX:  $\pm .0020 [ .051]$

**PROPRIETARY NOTE**  
 THIS DOCUMENT CONTAINS INFORMATION CONFIDENTIAL AND PROPRIETARY TO SAMTEC, INC. AND SHALL NOT BE REPRODUCED OR TRANSFERRED TO OTHER DOCUMENTS OR DISCLOSED TO OTHERS OR USED FOR ANY PURPOSE OTHER THAN THAT WHICH IT WAS OBTAINED WITHOUT THE EXPRESSED WRITTEN CONSENT OF SAMTEC, INC.



520 PARK EAST BLVD, NEW ALBANY, IN 47150  
 PHONE: 812-944-6733 FAX: 812-948-5047  
 e-Mail: info@SAMTEC.com code 55322

DO NOT SCALE DRAWING SHEET SCALE: 2:1  
 PLATING:  
 CONTACT AREA: .000010 GOLD OVER .000050 NICKEL  
 REMAINDER: .000200 REF TIN OVER .000050 NICKEL

DESCRIPTION:  
 .5mm DOUBLE ROW SOCKET

DWG. NO.  
**REF-177857-XX**

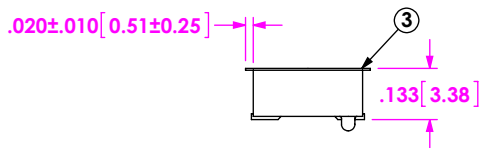
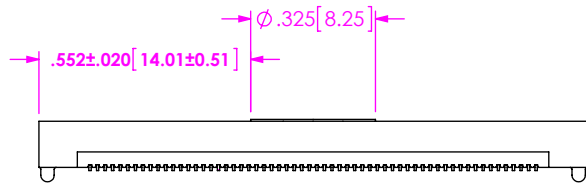
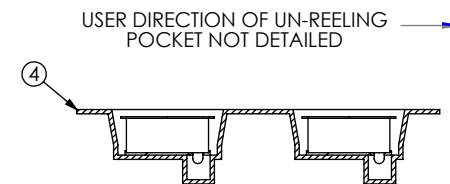
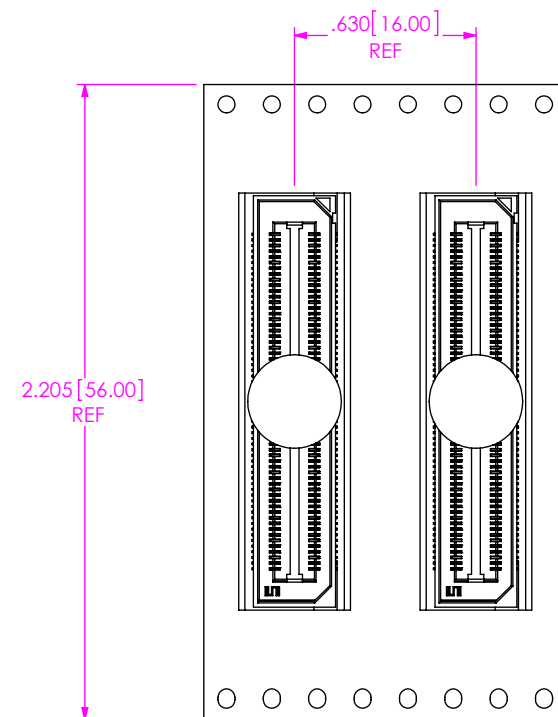


FIG 2  
REF-177857-03 SHOWN  
SAME AS FIG 1, EXCPET AS SHOWN



TAPE & REEL VIEW  
(-02 & -03 ONLY)

PROPRIETARY NOTE

THIS DOCUMENT CONTAINS INFORMATION CONFIDENTIAL AND PROPRIETARY TO SAMTEC, INC. AND SHALL NOT BE REPRODUCED OR TRANSFERRED TO OTHER DOCUMENTS OR DISCLOSED TO OTHERS OR USED FOR ANY PURPOSE OTHER THAN THAT WHICH IT WAS OBTAINED WITHOUT THE EXPRESSED WRITTEN CONSENT OF SAMTEC, INC.



520 PARK EAST BLVD, NEW ALBANY, IN 47150  
PHONE: 812-944-6733 FAX: 812-948-5047  
e-Mail info@SAMTEC.com code 55322

SHEET SCALE: 2:1

DESCRIPTION:  
.5mm DOUBLE ROW SOCKET

DWG. NO.  
REF-177857-XX